


# **New Jersey Drug and Alcohol Use Treatment**

## **Substance Use Overview 2022 Camden County**



**Department of Human Services  
Division of Mental Health and Addiction Services  
Office of Planning, Research, Evaluation, Prevention and Olmstead  
Trenton, New Jersey**

**September 2023**



## State of New Jersey

DEPARTMENT OF HUMAN SERVICES  
DIVISION OF MENTAL HEALTH AND ADDICTION SERVICES

PO Box 362  
TRENTON, NJ 08625

Phil Murphy  
Governor

Sarah Adelman  
Commissioner

Tahesha L. Way  
Lt. Governor

Valerie L. Mielke  
Assistant Commissioner

The statewide ***Substance Use Overview*** provides statistics on substance use disorder treatment in New Jersey for calendar year 2022. In 2022, there were 85,266 treatment admissions and 84,437 discharges reported to the New Jersey Department of Human Services, Division of Mental Health and Addiction Services by substance use disorder treatment providers. These data were submitted through the web-based New Jersey Substance Abuse Monitoring System (NJSAMS). This report is based on the information provided in the April 2023 NJSAMS download data.

The Statewide Overview includes:

- State Totals for Substance Use Treatment Admissions
- Substance Use Treatment Trend Charts for Admission, Primary Drug, Level of Care and Age Group
- Substance Use Admissions by County and Primary Drug
- Substance Use Admissions by Primary Drug within County
- Substance Use Admission Rates by County and Primary Drug
- Map for Number of Substance Use Admissions by County of Residence
- First Time Clients by County of Residence and Primary Drug
- Admissions by Age Group, Gender, and Primary Drug
- State Totals for Substance Use Treatment Discharges
- Length of Stay by Level of Care
- Waiting Time to Treatment Admission
- Reasons for Waiting Time over 3 Days to Treatment Admission
- Time to First Readmission
- Detox Continuing Care Status at Discharge
- Detox Continuing Care within 90 days by Level of Care
- Substance Use Treatment Demand Estimate

Reports for individual counties can be found by clicking on the county names.

If you have any questions about this report, you may contact us by email at:  
Suzanne.Borys@dhs.nj.gov, Limei.Zhu@dhs.nj.gov

Sincerely,

Suzanne Borys, Ed. D., Assistant Division Director  
Office of Planning, Research, Evaluation, Prevention and Olmstead

## CY2022 Substance Use Treatment Admissions Camden County Residents

|   |       |     |               |   |       |     |                                       |       |     |  |
|---|-------|-----|---------------|---|-------|-----|---------------------------------------|-------|-----|--|
| <b>Primary Drug</b>                                     |       |     |               | <b>Employment Status</b>                                |       |     |                                       |       |     |  |
| Alcohol   | 2,301 | 31% |               | Unemployed  | 1,723 | 23% |                                       |       |     |  |
| Heroin  | 2,782 | 38% |               | Student   | 41    | 1%  |                                       |       |     |  |
| Other Opiates   | 814   | 11% |               | Not in Labor Force                                      | 3,725 | 50% |                                       |       |     |  |
| Cocaine   | 459   | 6%  |               | Employed Full/Part Time                                 | 1,896 | 26% |                                       |       |     |  |
| Marijuana/Synthetic cannabinoids                        | 430   | 6%  |               | <b>Living Arrangement</b>                               |       |     |                                       |       |     |  |
| Methamphetamines/Other Stimulants                       | 162   | 2%  |               | Homeless  | 1,226 | 17% |                                       |       |     |  |
| Other Drugs   | 434   | 6%  |               | Dependent Living/Supervised Living                      | 978   | 13% |                                       |       |     |  |
| <b>Intravenous Drug Users</b>                           |       |     |               | Independent Living                                      | 5,178 | 70% |                                       |       |     |  |
|   | 1,761 | 24% |               | <b>Tobacco Products Used (Yes)**</b>                    |       |     |                                       |       |     |  |
| <b>Level of Care</b>                                    |       |     |               |   | 4,657 | 63% |                                       |       |     |  |
| Outpatient Care (OP)                                    | 1,206 | 16% |               | <b>Gambling Problem</b>                                 |       |     |                                       |       |     |  |
| Intensive Outpatient (IOP)                              | 1,311 | 18% |               |   | 99    | 1%  |                                       |       |     |  |
| Partial Hospitalization                                 | 140   | 2%  |               | <b>Legal Problem*</b>                                   |       |     |                                       |       |     |  |
| Opioid Maintenance OP                                   | 1,252 | 17% |               | None  | 4,792 | 65% |                                       |       |     |  |
| Opioid Maintenance IOP                                  | 70    | 1%  |               | Case Pending  | 620   | 8%  |                                       |       |     |  |
| Extended Care   | 0     | 0%  |               | Probation/Parole  | 919   | 12% |                                       |       |     |  |
| Halfway House   | 119   | 2%  |               | Driving Under the Influence                             | 291   | 4%  |                                       |       |     |  |
| Long-Term Residential                                   | 355   | 5%  |               | Recovery Court  | 615   | 8%  |                                       |       |     |  |
| Short-Term Residential                                  | 1,066 | 14% |               | Child Protection/Family Court                           | 298   | 4%  |                                       |       |     |  |
| Hospital Based Residential                              | 1     | 0%  |               | Other   | 117   | 2%  |                                       |       |     |  |
| Detox Residential                                       | 1,861 | 25% |               | <b>Special Population*</b>                              |       |     |                                       |       |     |  |
| Detox Hospital  | 3     | 0%  |               | Child Protection/Child Welfare Program                  | 301   | 4%  |                                       |       |     |  |
| Detox Outpatient Non-Methadone                          | 2     | 0%  |               | Driving Under the Influence                             | 581   | 8%  |                                       |       |     |  |
| Detox Outpatient Methadone                              | 0     | 0%  |               | Developmental Disability                                | 17    | 0%  |                                       |       |     |  |
| Early Intervention                                      | 4     | 0%  |               | Blind and Visually Impaired                             | 10    | 0%  |                                       |       |     |  |
| Interim Services  | 0     | 0%  |               | Deaf and Hard of Hearing                                | 5     | 0%  |                                       |       |     |  |
| <b>Medication Assisted Therapy Planned in Treatment</b> |       |     |               | <b>Health Insurance*</b>                                |       |     |                                       |       |     |  |
| Methadone   | 1,358 | 18% | Buprenorphine | 1,122   | 15%   |     | No Insurance                          | 447   | 6%  |  |
| Vivitrol  | 194   | 3%  | Psychotropic  | 611   | 8%    |     | Medicaid                              | 6,151 | 83% |  |
|   |       |     |               |   |       |     | Medicare                              | 105   | 1%  |  |
| <b>Sex</b>  |       |     |               |   |       |     | Private Insurance                     | 986   | 13% |  |
| Male  | 5,134 | 69% | Female        | 2,254   | 31%   |     | Other Insurance                       | 86    | 1%  |  |
| <b>Race/Ethnicity</b>                                   |       |     |               | <b>Attendance Self-Help group in past 30 Days (Yes)</b> |       |     |                                       |       |     |  |
| White (non-Hispanic)                                    | 4,240 | 57% |               | Narcotic Anonymous (NA)                                 | 759   | 10% |                                       |       |     |  |
| Black (non-Hispanic)                                    | 2,031 | 27% |               | Alcoholic Anonymous (AA)                                | 759   | 10% |                                       |       |     |  |
| Hispanic Origin   | 1,067 | 14% |               | <b>Arrest in the Last 30 Days (Yes)</b>                 |       |     |                                       |       |     |  |
| Other   | 52    | 1%  |               |   | 195   | 3%  |                                       |       |     |  |
| <b>Age</b>  |       |     |               | <b>Federal Poverty Level (0-133%)**</b>                 |       |     |                                       |       |     |  |
| Under 18  | 22    | 0%  | 30-34         | 1,362   | 18%   |     |                                       | 6,114 | 93% |  |
| 18-21   | 138   | 2%  | 35-44         | 2,221   | 30%   |     | <b>Treated in County of Residence</b> |       |     |  |
| 22-24   | 277   | 4%  | 45-54         | 1,398   | 19%   |     |                                       | 2,839 | 38% |  |
| 25-29   | 981   | 13% | 55 and over   | 991   | 13%   |     | <b>Treated in County of Residence</b> |       |     |  |
| <b>Marital Status</b>                                   |       |     |               | Atlantic  | 1,470 | 20% | Middlesex                             | 46    | 1%  |  |
| Single/Divorced   | 6,289 | 85% | Widowed       | 83  | 1%    |     | Bergen                                | 16    | 0%  |  |
| Married/Civil Union                                     | 739   | 10% | Separated     | 279   | 4%    |     | Burlington                            | 475   | 6%  |  |
| <b>Pregnant Women (Yes)**</b>                           |       |     |               | Camden  | 2,839 | 38% | Morris                                | 1     | 0%  |  |
|   |       |     |               | Cape May  | 6     | 0%  | Ocean                                 | 3     | 0%  |  |
| <b>Veteran (Yes)**</b>                                  |       |     |               | Cumberland  | 447   | 6%  | Passaic                               | 161   | 2%  |  |
|   |       |     |               | Essex   | 104   | 1%  | Salem                                 | 5     | 0%  |  |
| <b>Referral Source</b>                                  |       |     |               | Gloucester  | 1,241 | 17% | Somerset                              | 2     | 0%  |  |
| Self-referral   | 4,990 | 68% |               | Hudson  | 48    | 1%  | Sussex                                | 15    | 0%  |  |
| Family/Friend   | 129   | 2%  |               | Hunterdon   | 14    | 0%  | Union                                 | 1     | 0%  |  |
| Addiction Services Program                              | 391   | 5%  |               | Mercer  | 85    | 1%  | Warren                                | 1     | 0%  |  |
| Welfare/Social Service Agency                           | 33    | 0%  |               | <b>Fee For Service Admissions</b>                       |       |     |                                       |       |     |  |
| Child Protection Substance Abuse Initiative             | 148   | 2%  |               |   | 810   | 11% |                                       |       |     |  |
| Mental Health   | 26    | 0%  |               | <b>Fee For Service Unique Clients</b>                   |       |     |                                       |       |     |  |
| Corrections Related Programs                            | 1,144 | 15% |               |   | 497   | 13% |                                       |       |     |  |
| Intoxicated Drivers Resource Center                     | 202   | 3%  |               | <b>Number of Admissions for Unique Clients</b>          |       |     |                                       |       |     |  |
| Reach NJ  | 119   | 2%  |               | 1 Admission   | 2,037 | 52% |                                       |       |     |  |
| Other   | 312   | 4%  |               | 2 Admissions  | 829   | 21% |                                       |       |     |  |
| <b>Highest School Grade Completed</b>                   |       |     |               | 3+ Admissions   | 1,057 | 27% |                                       |       |     |  |
| Completed High School                                   | 5,148 | 70% |               | <b>Total Admissions = 7,390</b>                         |       |     |                                       |       |     |  |
| Some College  | 1,045 | 14% |               | <b>Unduplicated Clients Admitted = 3,923</b>            |       |     |                                       |       |     |  |

\*Totals may be greater than 100% because of multiple responses.

\*\*Percentage calculation excluded missing values.

## CY2022 Substance Use Treatment Admissions Treatment Site in Camden County

|   |       |     |               |   |       |            |                                       |              |          |          |    |    |          |     |     |
|---|-------|-----|---------------|---|-------|------------|---------------------------------------|--------------|----------|----------|----|----|----------|-----|-----|
| <b>Primary Drug</b>                                     |       |     |               | <b>Employment Status</b>                                |       |            |                                       |              |          |          |    |    |          |     |     |
| Alcohol   | 1,469 | 29% |               | Unemployed  | 1,297 | 25%        |                                       |              |          |          |    |    |          |     |     |
| Heroin  | 1,694 | 33% |               | Student   | 55    | 1%         |                                       |              |          |          |    |    |          |     |     |
| Other Opiates   | 832   | 16% |               | Not in Labor Force                                      | 1,750 | 34%        |                                       |              |          |          |    |    |          |     |     |
| Cocaine/Crack   | 321   | 6%  |               | Employed Full/Part Time                                 | 2,004 | 39%        |                                       |              |          |          |    |    |          |     |     |
| Marijuana/Synthetic cannabinoids                        | 397   | 8%  |               | <b>Living Arrangement</b>                               |       |            |                                       |              |          |          |    |    |          |     |     |
| Methamphetamines/other Stimulants                       | 173   | 3%  |               | Homeless  | 226   | 4%         |                                       |              |          |          |    |    |          |     |     |
| Other Drugs   | 213   | 4%  |               | Dependent Living/Supervised Living                      | 470   | 9%         |                                       |              |          |          |    |    |          |     |     |
| <b>Intravenous Drug Users</b>                           |       |     |               | Independent Living                                      | 4,407 | 86%        |                                       |              |          |          |    |    |          |     |     |
|   | 1,204 | 24% |               | <b>Tobacco Products Used (Yes)**</b>                    |       |            |                                       |              |          |          |    |    |          |     |     |
| <b>Level of Care</b>                                    |       |     |               |   | 3,102 | 61%        |                                       |              |          |          |    |    |          |     |     |
| Outpatient Care (OP)                                    | 997   | 19% |               | <b>Gambling Problem</b>                                 |       |            |                                       |              |          |          |    |    |          |     |     |
| Intensive Outpatient (IOP)                              | 1,367 | 27% |               |   | 90    | 2%         |                                       |              |          |          |    |    |          |     |     |
| Partial Hospitalization                                 | 899   | 18% |               | <b>Legal Problem*</b>                                   |       |            |                                       |              |          |          |    |    |          |     |     |
| Opioid Maintenance OP                                   | 1,739 | 34% |               | None  | 3,306 | 65%        |                                       |              |          |          |    |    |          |     |     |
| Opioid Maintenance IOP                                  | 97    | 2%  |               | Case Pending  | 468   | 9%         |                                       |              |          |          |    |    |          |     |     |
| Extended Care   | 1     | 0%  |               | Probation/Parole  | 750   | 15%        |                                       |              |          |          |    |    |          |     |     |
| Halfway House   | 0     | 0%  |               | Driving Under the Influence                             | 181   | 4%         |                                       |              |          |          |    |    |          |     |     |
| Long-Term Residential                                   | 0     | 0%  |               | Recovery Court  | 296   | 6%         |                                       |              |          |          |    |    |          |     |     |
| Short-Term Residential                                  | 0     | 0%  |               | Child Protection/Family Court                           | 209   | 4%         |                                       |              |          |          |    |    |          |     |     |
| Hospital Based Residential                              | 2     | 0%  |               | Other   | 84    | 2%         |                                       |              |          |          |    |    |          |     |     |
| Detox Residential                                       | 6     | 0%  |               | <b>Special Population*</b>                              |       |            |                                       |              |          |          |    |    |          |     |     |
| Detox Hospital  | 0     | 0%  |               | Child Protection/Child Welfare Program                  | 204   | 4%         |                                       |              |          |          |    |    |          |     |     |
| Detox Outpatient Non-Methadone                          | 1     | 0%  |               | Driving Under the Influence                             | 354   | 7%         |                                       |              |          |          |    |    |          |     |     |
| Detox Outpatient Methadone                              | 0     | 0%  |               | Developmental Disability                                | 10    | 0%         |                                       |              |          |          |    |    |          |     |     |
| Early Intervention                                      | 8     | 0%  |               | Blind and Visually Impaired                             | 6     | 0%         |                                       |              |          |          |    |    |          |     |     |
| Interim Services  | 0     | 0%  |               | Deaf and Hard of Hearing                                | 4     | 0%         |                                       |              |          |          |    |    |          |     |     |
| <b>Medication Assisted Therapy Planned in Treatment</b> |       |     |               | <b>Health Insurance*</b>                                |       |            |                                       |              |          |          |    |    |          |     |     |
| Methadone   | 1,703 | 33% | Buprenorphine | 444   | 9%    |            | No Insurance                          | 361          | 7%       |          |    |    |          |     |     |
| Vivitrol  | 147   | 3%  | Psychotropic  | 320   | 6%    |            | Medicaid                              | 3,159        | 62%      |          |    |    |          |     |     |
|   |       |     |               |   |       |            | Medicare                              | 74           | 1%       |          |    |    |          |     |     |
| <b>Sex</b>  |       |     |               |   |       |            | Private Insurance                     | 1,723        | 34%      |          |    |    |          |     |     |
| Male  | 3,269 | 64% | Female        | 1,841   | 36%   |            | Other Insurance                       | 73           | 1%       |          |    |    |          |     |     |
| <b>Race/Ethnicity</b>                                   |       |     |               | <b>Attendance Self-Help group in past 30 Days (Yes)</b> |       |            |                                       |              |          |          |    |    |          |     |     |
| White (non-Hispanic)                                    | 3,184 | 62% |               | Narcotic Anonymous (NA)                                 | 1,273 | 25%        |                                       |              |          |          |    |    |          |     |     |
| Black (non-Hispanic)                                    | 1,205 | 24% |               | Alcoholic Anonymous (AA)                                | 1,312 | 26%        |                                       |              |          |          |    |    |          |     |     |
| Hispanic Origin   | 667   | 13% |               | <b>Arrest in the Last 30 Days (Yes)</b>                 |       |            |                                       |              |          |          |    |    |          |     |     |
| Other   | 61    | 1%  |               |   | 128   | 3%         |                                       |              |          |          |    |    |          |     |     |
| <b>Age</b>  |       |     |               | <b>Federal Poverty Level (0-133%**)</b>                 |       |            |                                       |              |          |          |    |    |          |     |     |
| Under 18  | 20    | 0%  | 30-34         | 885   | 17%   |            |                                       | 3,127        | 89%      |          |    |    |          |     |     |
| 18-21   | 224   | 4%  | 35-44         | 1,534   | 30%   |            | <b>Treated in County of Residence</b> |              |          |          |    |    |          |     |     |
| 22-24   | 342   | 7%  | 45-54         | 824   | 16%   |            |                                       | 2,839        | 55%      |          |    |    |          |     |     |
| 25-29   | 718   | 14% | 55 and over   | 570   | 11%   |            | <b>County of Residence</b>            |              |          |          |    |    |          |     |     |
| <b>Marital Status</b>                                   |       |     |               | Atlantic  | 80    | 2%         | Middlesex                             | 23           | 0%       |          |    |    |          |     |     |
| Single/Divorced   | 4,080 | 80% | Widowed       | 72  | 1%    | Bergen     | 15                                    | 0%           | Monmouth | 28       | 1% |    |          |     |     |
| Married/Civil Union                                     | 759   | 15% | Separated     | 206   | 4%    | Burlington | 618                                   | 12%          | Morris   | 11       | 0% |    |          |     |     |
| <b>Pregnant Women (Yes)**</b>                           |       |     |               | Camden  | 2,839 | 55%        | Ocean                                 | 16           | 0%       | Cape May | 8  | 0% | Passaic  | 8   | 0%  |
|   | 67    | 1%  |               | Cumberland  | 21    | 0%         | Salem                                 | 39           | 1%       | Essex    | 19 | 0% | Somerset | 3   | 0%  |
| <b>Veteran (Yes)**</b>                                  |       |     |               | Gloucester  | 452   | 9%         | Sussex                                | 3            | 0%       | Hudson   | 4  | 0% | Union    | 15  | 0%  |
|   | 131   | 3%  |               | Hunterdon   | 7     | 0%         | Warren                                | 8            | 0%       | Mercer   | 49 | 1% | Other    | 851 | 17% |
| <b>Referral Source</b>                                  |       |     |               | <b>Fee For Service Admissions</b>                       |       |            |                                       | 340          | 7%       |          |    |    |          |     |     |
| Self-referral   | 2,918 | 57% |               | <b>Fee For Service Unique Clients</b>                   |       |            |                                       | 237          | 6%       |          |    |    |          |     |     |
| Family/Friend   | 91    | 2%  |               | <b>Number of Admissions for Unique Clients</b>          |       |            |                                       |              |          |          |    |    |          |     |     |
| Addiction Services Program                              | 918   | 18% |               | 1 Admission   | 2,227 | 56%        |                                       |              |          |          |    |    |          |     |     |
| Welfare/Social Service Agency                           | 31    | 1%  |               | 2 Admissions  | 808   | 20%        |                                       |              |          |          |    |    |          |     |     |
| Child Protection Substance Abuse Initiative             | 114   | 2%  |               | 3+ Admissions   | 928   | 23%        |                                       |              |          |          |    |    |          |     |     |
| Mental Health   | 22    | 0%  |               | <b>Total Admissions =</b>                               |       |            |                                       | <b>5,117</b> |          |          |    |    |          |     |     |
| Corrections Related Programs                            | 739   | 14% |               | <b>Unduplicated Clients Admitted =</b>                  |       |            |                                       | <b>3,963</b> |          |          |    |    |          |     |     |
| Intoxicated Drivers Resource Center                     | 137   | 3%  |               |   |       |            |                                       |              |          |          |    |    |          |     |     |
| Reach NJ  | 17    | 0%  |               |   |       |            |                                       |              |          |          |    |    |          |     |     |
| Other   | 141   | 3%  |               |   |       |            |                                       |              |          |          |    |    |          |     |     |
| <b>Highest School Grade Completed</b>                   |       |     |               |   |       |            |                                       |              |          |          |    |    |          |     |     |
| Completed High School                                   | 3,059 | 60% |               |   |       |            |                                       |              |          |          |    |    |          |     |     |
| Some College  | 1,226 | 24% |               |   |       |            |                                       |              |          |          |    |    |          |     |     |

\*Totals may be greater than 100% because of multiple responses.

\*\*Percentage calculation excluded missing values.

## Substance Use Admissions by Municipality and Primary Drug 2022 NJ Resident Admissions

| CAMDEN              | PRIMARY DRUG |    |                   |    |        |    |                  |    |                       |    |                      |    |                             |    | TOTAL |    |
|---------------------|--------------|----|-------------------|----|--------|----|------------------|----|-----------------------|----|----------------------|----|-----------------------------|----|-------|----|
|                     | Alcohol      |    | Cocaine/<br>Crack |    | Heroin |    | Other<br>Opiates |    | Marijuana/<br>Hashish |    | Methamph<br>etamines |    | Other<br>Drugs &<br>Unknown |    | N     | %  |
|                     | N            | %  | N                 | %  | N      | %  | N                | %  | N                     | %  | N                    | %  | N                           | %  |       |    |
| AUDUBON BORO        | 37           | 2  | 4                 | 1  | 35     | 1  | 12               | 1  | 1                     | 0  | 2                    | 2  | 3                           | 1  | 94    | 1  |
| AUDUBON PARK BORO   | 3            | 0  | 0                 | 0  | 10     | 0  | 1                | 0  | 1                     | 0  | 0                    | 0  | 0                           | 0  | 15    | 0  |
| BARRINGTON BORO     | 29           | 1  | 2                 | 0  | 11     | 0  | 9                | 1  | 2                     | 0  | 2                    | 2  | 10                          | 2  | 65    | 1  |
| BELLMAWR BORO       | 51           | 2  | 13                | 3  | 103    | 4  | 17               | 2  | 10                    | 2  | 9                    | 8  | 15                          | 3  | 218   | 3  |
| BERLIN BORO         | 26           | 1  | 3                 | 1  | 27     | 1  | 4                | 0  | 0                     | 0  | 2                    | 2  | 4                           | 1  | 66    | 1  |
| BERLIN TWP          | 38           | 2  | 13                | 3  | 45     | 2  | 7                | 1  | 4                     | 1  | 4                    | 4  | 5                           | 1  | 116   | 2  |
| BROOKLAWN BORO      | 11           | 0  | 3                 | 1  | 8      | 0  | 6                | 1  | 1                     | 0  | 0                    | 0  | 0                           | 0  | 29    | 0  |
| CAMDEN CITY         | 525          | 23 | 149               | 32 | 932    | 34 | 275              | 34 | 211                   | 49 | 11                   | 10 | 159                         | 32 | 2262  | 31 |
| CHERRY HILL TWP     | 123          | 5  | 17                | 4  | 101    | 4  | 33               | 4  | 14                    | 3  | 11                   | 10 | 22                          | 4  | 321   | 4  |
| CHESILHURST BORO    | 2            | 0  | 2                 | 0  | 11     | 0  | 7                | 1  | 1                     | 0  | 2                    | 2  | 0                           | 0  | 25    | 0  |
| CLEMENTON BORO      | 62           | 3  | 4                 | 1  | 91     | 3  | 14               | 2  | 5                     | 1  | 1                    | 1  | 16                          | 3  | 193   | 3  |
| COLLINGSWOOD BORO   | 63           | 3  | 9                 | 2  | 56     | 2  | 7                | 1  | 8                     | 2  | 0                    | 0  | 16                          | 3  | 159   | 2  |
| GIBBSBORO BORO      | 9            | 0  | 1                 | 0  | 9      | 0  | 7                | 1  | 1                     | 0  | 2                    | 2  | 0                           | 0  | 29    | 0  |
| GLOUCESTER CITY     | 76           | 3  | 14                | 3  | 95     | 3  | 53               | 7  | 14                    | 3  | 5                    | 5  | 15                          | 3  | 272   | 4  |
| GLOUCESTER TWP      | 185          | 8  | 27                | 6  | 282    | 10 | 66               | 8  | 26                    | 6  | 10                   | 9  | 51                          | 10 | 647   | 9  |
| HADDON HEIGHTS BORO | 21           | 1  | 0                 | 0  | 8      | 0  | 9                | 1  | 0                     | 0  | 0                    | 0  | 0                           | 0  | 38    | 1  |
| HADDON TWP          | 32           | 1  | 2                 | 0  | 21     | 1  | 5                | 1  | 1                     | 0  | 1                    | 1  | 4                           | 1  | 66    | 1  |
| HADDONFIELD BORO    | 13           | 1  | 3                 | 1  | 7      | 0  | 3                | 0  | 0                     | 0  | 0                    | 0  | 2                           | 0  | 28    | 0  |
| HI-NELLA BORO       | 4            | 0  | 0                 | 0  | 3      | 0  | 1                | 0  | 0                     | 0  | 0                    | 0  | 0                           | 0  | 8     | 0  |
| LAUREL SPRINGS BORO | 28           | 1  | 2                 | 0  | 18     | 1  | 0                | 0  | 0                     | 0  | 1                    | 1  | 5                           | 1  | 54    | 1  |
| LAWNSIDE BORO       | 9            | 0  | 5                 | 1  | 13     | 0  | 6                | 1  | 4                     | 1  | 0                    | 0  | 0                           | 0  | 37    | 1  |
| LINDENWOLD BORO     | 66           | 3  | 21                | 5  | 67     | 2  | 20               | 2  | 17                    | 4  | 3                    | 3  | 15                          | 3  | 209   | 3  |
| MAGNOLIA BORO       | 47           | 2  | 6                 | 1  | 25     | 1  | 9                | 1  | 5                     | 1  | 1                    | 1  | 13                          | 3  | 106   | 1  |
| MERCHANTVILLE BORO  | 26           | 1  | 2                 | 0  | 21     | 1  | 4                | 0  | 3                     | 1  | 3                    | 3  | 0                           | 0  | 59    | 1  |
| MOUNT EPHRAIM BORO  | 18           | 1  | 5                 | 1  | 15     | 1  | 12               | 1  | 2                     | 0  | 0                    | 0  | 1                           | 0  | 53    | 1  |
| OAKLYN BORO         | 11           | 0  | 8                 | 2  | 31     | 1  | 8                | 1  | 1                     | 0  | 0                    | 0  | 3                           | 1  | 62    | 1  |
| PENNSAUKEN TWP      | 117          | 5  | 17                | 4  | 136    | 5  | 41               | 5  | 21                    | 5  | 2                    | 2  | 11                          | 2  | 345   | 5  |
| PINE HILL BORO      | 43           | 2  | 6                 | 1  | 55     | 2  | 18               | 2  | 7                     | 2  | 1                    | 1  | 10                          | 2  | 140   | 2  |
| RUNNEMEDE BORO      | 45           | 2  | 4                 | 1  | 52     | 2  | 21               | 3  | 0                     | 0  | 2                    | 2  | 8                           | 2  | 132   | 2  |


|                       |      |     |     |     |      |     |     |     |     |     |     |     |     |     |      |     |
|-----------------------|------|-----|-----|-----|------|-----|-----|-----|-----|-----|-----|-----|-----|-----|------|-----|
| <b>SOMERDALE BORO</b> | 51   | 2   | 8   | 2   | 26   | 1   | 14  | 2   | 2   | 0   | 3   | 3   | 4   | 1   | 108  | 1   |
| <b>STRATFORD BORO</b> | 39   | 2   | 1   | 0   | 21   | 1   | 12  | 1   | 0   | 0   | 0   | 0   | 10  | 2   | 83   | 1   |
| <b>VOORHEES TWP</b>   | 67   | 3   | 6   | 1   | 51   | 2   | 27  | 3   | 4   | 1   | 4   | 4   | 8   | 2   | 167  | 2   |
| <b>WATERFORD TWP</b>  | 44   | 2   | 11  | 2   | 48   | 2   | 9   | 1   | 4   | 1   | 4   | 4   | 8   | 2   | 128  | 2   |
| <b>WINSLOW TWP</b>    | 84   | 4   | 33  | 7   | 111  | 4   | 33  | 4   | 40  | 9   | 13  | 12  | 27  | 5   | 341  | 5   |
| <b>WOODLYNNE BORO</b> | 16   | 1   | 6   | 1   | 6    | 0   | 5   | 1   | 6   | 1   | 0   | 0   | 1   | 0   | 40   | 1   |
| <b>NOT Stated</b>     | 280  | 12  | 52  | 11  | 231  | 8   | 39  | 5   | 14  | 3   | 12  | 11  | 47  | 10  | 675  | 9   |
| <b>Total</b>          | 2301 | 100 | 459 | 100 | 2782 | 100 | 814 | 100 | 430 | 100 | 111 | 100 | 493 | 100 | 7390 | 100 |

## Substance Use Admissions by Primary Drug within Municipality 2022 NJ Resident Admissions

| CAMDEN              | PRIMARY DRUG |           |                   |          |             |           |                  |           |                       |          |                      |          |                            |          | TOTAL       |            |
|---------------------|--------------|-----------|-------------------|----------|-------------|-----------|------------------|-----------|-----------------------|----------|----------------------|----------|----------------------------|----------|-------------|------------|
|                     | Alcohol      |           | Cocaine/<br>Crack |          | Heroin      |           | Other<br>Opiates |           | Marijuana/<br>Hashish |          | Methamph<br>etamines |          | Other<br>Drugs&<br>Unknown |          | N           | %          |
|                     | N            | %         | N                 | %        | N           | %         | N                | %         | N                     | %        | N                    | %        | N                          | %        |             |            |
| AUDUBON BORO        | 37           | 39        | 4                 | 4        | 35          | 37        | 12               | 13        | 1                     | 1        | 2                    | 2        | 3                          | 3        | 94          | 100        |
| AUDUBON PARK BORO   | 3            | 20        | 0                 | 0        | 10          | 67        | 1                | 7         | 1                     | 7        | 0                    | 0        | 0                          | 0        | 15          | 100        |
| BARRINGTON BORO     | 29           | 45        | 2                 | 3        | 11          | 17        | 9                | 14        | 2                     | 3        | 2                    | 3        | 10                         | 15       | 65          | 100        |
| BELLMAWR BORO       | 51           | 23        | 13                | 6        | 103         | 47        | 17               | 8         | 10                    | 5        | 9                    | 4        | 15                         | 7        | 218         | 100        |
| BERLIN BORO         | 26           | 39        | 3                 | 5        | 27          | 41        | 4                | 6         | 0                     | 0        | 2                    | 3        | 4                          | 6        | 66          | 100        |
| BERLIN TWP          | 38           | 33        | 13                | 11       | 45          | 39        | 7                | 6         | 4                     | 3        | 4                    | 3        | 5                          | 4        | 116         | 100        |
| BROOKLAWN BORO      | 11           | 38        | 3                 | 10       | 8           | 28        | 6                | 21        | 1                     | 3        | 0                    | 0        | 0                          | 0        | 29          | 100        |
| CAMDEN CITY         | 525          | 23        | 149               | 7        | 932         | 41        | 275              | 12        | 211                   | 9        | 11                   | 0        | 159                        | 7        | 2262        | 100        |
| CHERRY HILL TWP     | 123          | 38        | 17                | 5        | 101         | 31        | 33               | 10        | 14                    | 4        | 11                   | 3        | 22                         | 7        | 321         | 100        |
| CHESILHURST BORO    | 2            | 8         | 2                 | 8        | 11          | 44        | 7                | 28        | 1                     | 4        | 2                    | 8        | 0                          | 0        | 25          | 100        |
| CLEMENTON BORO      | 62           | 32        | 4                 | 2        | 91          | 47        | 14               | 7         | 5                     | 3        | 1                    | 1        | 16                         | 8        | 193         | 100        |
| COLLINGSWOOD BORO   | 63           | 40        | 9                 | 6        | 56          | 35        | 7                | 4         | 8                     | 5        | 0                    | 0        | 16                         | 10       | 159         | 100        |
| GIBBSBORO BORO      | 9            | 31        | 1                 | 3        | 9           | 31        | 7                | 24        | 1                     | 3        | 2                    | 7        | 0                          | 0        | 29          | 100        |
| GLOUCESTER CITY     | 76           | 28        | 14                | 5        | 95          | 35        | 53               | 19        | 14                    | 5        | 5                    | 2        | 15                         | 6        | 272         | 100        |
| GLOUCESTER TWP      | 185          | 29        | 27                | 4        | 282         | 44        | 66               | 10        | 26                    | 4        | 10                   | 2        | 51                         | 8        | 647         | 100        |
| HADDON HEIGHTS BORO | 21           | 55        | 0                 | 0        | 8           | 21        | 9                | 24        | 0                     | 0        | 0                    | 0        | 0                          | 0        | 38          | 100        |
| HADDON TWP          | 32           | 48        | 2                 | 3        | 21          | 32        | 5                | 8         | 1                     | 2        | 1                    | 2        | 4                          | 6        | 66          | 100        |
| HADDONFIELD BORO    | 13           | 46        | 3                 | 11       | 7           | 25        | 3                | 11        | 0                     | 0        | 0                    | 0        | 2                          | 7        | 28          | 100        |
| HI-NELLA BORO       | 4            | 50        | 0                 | 0        | 3           | 38        | 1                | 13        | 0                     | 0        | 0                    | 0        | 0                          | 0        | 8           | 100        |
| LAUREL SPRINGS BORO | 28           | 52        | 2                 | 4        | 18          | 33        | 0                | 0         | 0                     | 0        | 1                    | 2        | 5                          | 9        | 54          | 100        |
| LAWNSIDE BORO       | 9            | 24        | 5                 | 14       | 13          | 35        | 6                | 16        | 4                     | 11       | 0                    | 0        | 0                          | 0        | 37          | 100        |
| LINDENWOLD BORO     | 66           | 32        | 21                | 10       | 67          | 32        | 20               | 10        | 17                    | 8        | 3                    | 1        | 15                         | 7        | 209         | 100        |
| MAGNOLIA BORO       | 47           | 44        | 6                 | 6        | 25          | 24        | 9                | 8         | 5                     | 5        | 1                    | 1        | 13                         | 12       | 106         | 100        |
| MERCHANTVILLE BORO  | 26           | 44        | 2                 | 3        | 21          | 36        | 4                | 7         | 3                     | 5        | 3                    | 5        | 0                          | 0        | 59          | 100        |
| MOUNT EPHRAIM BORO  | 18           | 34        | 5                 | 9        | 15          | 28        | 12               | 23        | 2                     | 4        | 0                    | 0        | 1                          | 2        | 53          | 100        |
| OAKLYN BORO         | 11           | 18        | 8                 | 13       | 31          | 50        | 8                | 13        | 1                     | 2        | 0                    | 0        | 3                          | 5        | 62          | 100        |
| PENNSAUKEN TWP      | 117          | 34        | 17                | 5        | 136         | 39        | 41               | 12        | 21                    | 6        | 2                    | 1        | 11                         | 3        | 345         | 100        |
| PINE HILL BORO      | 43           | 31        | 6                 | 4        | 55          | 39        | 18               | 13        | 7                     | 5        | 1                    | 1        | 10                         | 7        | 140         | 100        |
| RUNNEMEDE BORO      | 45           | 34        | 4                 | 3        | 52          | 39        | 21               | 16        | 0                     | 0        | 2                    | 2        | 8                          | 6        | 132         | 100        |
| SOMERDALE BORO      | 51           | 47        | 8                 | 7        | 26          | 24        | 14               | 13        | 2                     | 2        | 3                    | 3        | 4                          | 4        | 108         | 100        |
| STRATFORD BORO      | 39           | 47        | 1                 | 1        | 21          | 25        | 12               | 14        | 0                     | 0        | 0                    | 0        | 10                         | 12       | 83          | 100        |
| VOORHEES TWP        | 67           | 40        | 6                 | 4        | 51          | 31        | 27               | 16        | 4                     | 2        | 4                    | 2        | 8                          | 5        | 167         | 100        |
| WATERFORD TWP       | 44           | 34        | 11                | 9        | 48          | 38        | 9                | 7         | 4                     | 3        | 4                    | 3        | 8                          | 6        | 128         | 100        |
| WINSLOW TWP         | 84           | 25        | 33                | 10       | 111         | 33        | 33               | 10        | 40                    | 12       | 13                   | 4        | 27                         | 8        | 341         | 100        |
| WOODLYNNE BORO      | 16           | 40        | 6                 | 15       | 6           | 15        | 5                | 13        | 6                     | 15       | 0                    | 0        | 1                          | 3        | 40          | 100        |
| NOT Stated          | 280          | 41        | 52                | 8        | 231         | 34        | 39               | 6         | 14                    | 2        | 12                   | 2        | 47                         | 7        | 675         | 100        |
| <b>Total</b>        | <b>2301</b>  | <b>31</b> | <b>459</b>        | <b>6</b> | <b>2782</b> | <b>38</b> | <b>814</b>       | <b>11</b> | <b>430</b>            | <b>6</b> | <b>111</b>           | <b>2</b> | <b>493</b>                 | <b>7</b> | <b>7390</b> | <b>100</b> |

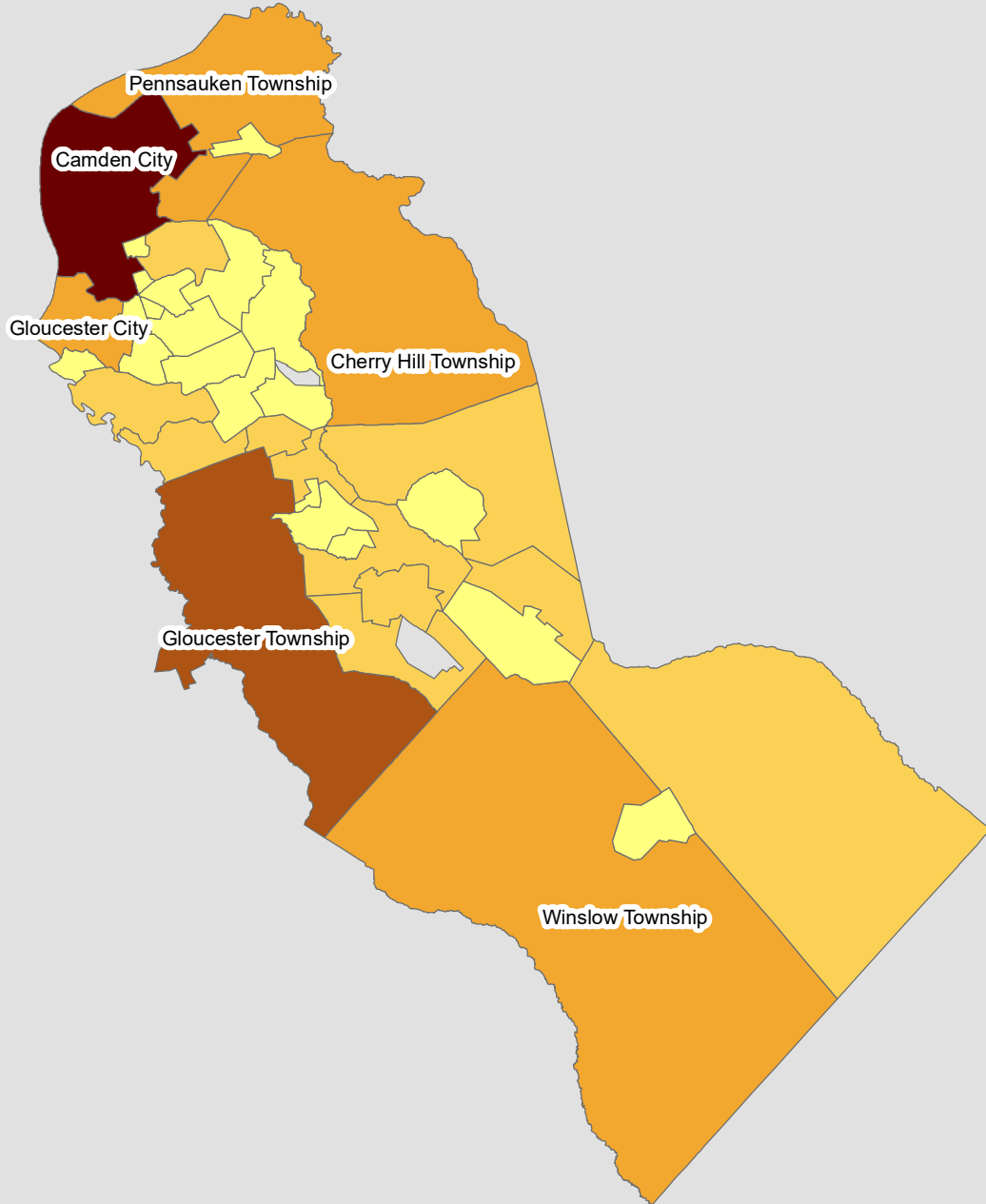
# 2022 Camden County Substance Use Admissions by Municipality of Residence

## Admission Counts



## Top Five Municipalities

|   |                      |      |
|---|----------------------|------|
| 1 | Camden City          | 2262 |
| 2 | Gloucester Township  | 647  |
| 3 | Pennsauken Township  | 345  |
| 4 | Winslow Township     | 341  |
| 5 | Cherry Hill Township | 321  |





## Admissions by Municipality of Residence, Age Group and Primary Drug 2022 NJ Resident Admissions

| CAMDEN              | ALCOHOL     |            |          |          |             |            | DRUGS       |            |           |          |             |            | TOTAL       |            |           |          |             |            |
|---------------------|-------------|------------|----------|----------|-------------|------------|-------------|------------|-----------|----------|-------------|------------|-------------|------------|-----------|----------|-------------|------------|
|                     | 18 & Over   |            | Under 18 |          | Total       |            | 18 & Over   |            | Under 18  |          | Total       |            | 18 & Over   |            | Under 18  |          | Total       |            |
|                     | N           | %          | N        | %        | N           | %          | N           | %          | N         | %        | N           | %          | N           | %          | N         | %        | N           | %          |
| AUDUBON BORO        | 37          | 100        | 0        | 0        | 37          | 100        | 57          | 100        | 0         | 0        | 57          | 100        | 94          | 100        | 0         | 0        | 94          | 100        |
| AUDUBON PARK BORO   | 3           | 100        | 0        | 0        | 3           | 100        | 12          | 100        | 0         | 0        | 12          | 100        | 15          | 100        | 0         | 0        | 15          | 100        |
| BARRINGTON BORO     | 29          | 100        | 0        | 0        | 29          | 100        | 36          | 100        | 0         | 0        | 36          | 100        | 65          | 100        | 0         | 0        | 65          | 100        |
| BELLMAWR BORO       | 51          | 100        | 0        | 0        | 51          | 100        | 166         | 99         | 1         | 1        | 167         | 100        | 217         | 100        | 1         | 0        | 218         | 100        |
| BERLIN BORO         | 26          | 100        | 0        | 0        | 26          | 100        | 40          | 100        | 0         | 0        | 40          | 100        | 66          | 100        | 0         | 0        | 66          | 100        |
| BERLIN TWP          | 38          | 100        | 0        | 0        | 38          | 100        | 78          | 100        | 0         | 0        | 78          | 100        | 116         | 100        | 0         | 0        | 116         | 100        |
| BROOKLAWN BORO      | 11          | 100        | 0        | 0        | 11          | 100        | 18          | 100        | 0         | 0        | 18          | 100        | 29          | 100        | 0         | 0        | 29          | 100        |
| CAMDEN CITY         | 525         | 100        | 0        | 0        | 525         | 100        | 1724        | 99         | 12        | 1        | 1736        | 100        | 2249        | 99         | 12        | 1        | 2261        | 100        |
| CHERRY HILL TWP     | 122         | 99         | 1        | 1        | 123         | 100        | 195         | 100        | 0         | 0        | 195         | 100        | 317         | 100        | 1         | 0        | 318         | 100        |
| CHESILHURST BORO    | 2           | 100        | 0        | 0        | 2           | 100        | 23          | 100        | 0         | 0        | 23          | 100        | 25          | 100        | 0         | 0        | 25          | 100        |
| CLEMENTON BORO      | 62          | 100        | 0        | 0        | 62          | 100        | 131         | 100        | 0         | 0        | 131         | 100        | 193         | 100        | 0         | 0        | 193         | 100        |
| COLLINGSWOOD BORO   | 63          | 100        | 0        | 0        | 63          | 100        | 96          | 100        | 0         | 0        | 96          | 100        | 159         | 100        | 0         | 0        | 159         | 100        |
| GIBBSBORO BORO      | 9           | 100        | 0        | 0        | 9           | 100        | 20          | 100        | 0         | 0        | 20          | 100        | 29          | 100        | 0         | 0        | 29          | 100        |
| GLOUCESTER CITY     | 76          | 100        | 0        | 0        | 76          | 100        | 194         | 99         | 1         | 1        | 195         | 100        | 270         | 100        | 1         | 0        | 271         | 100        |
| GLOUCESTER TWP      | 185         | 100        | 0        | 0        | 185         | 100        | 460         | 100        | 1         | 0        | 461         | 100        | 645         | 100        | 1         | 0        | 646         | 100        |
| HADDON HEIGHTS BORO | 21          | 100        | 0        | 0        | 21          | 100        | 17          | 100        | 0         | 0        | 17          | 100        | 38          | 100        | 0         | 0        | 38          | 100        |
| HADDON TWP          | 32          | 100        | 0        | 0        | 32          | 100        | 34          | 100        | 0         | 0        | 34          | 100        | 66          | 100        | 0         | 0        | 66          | 100        |
| HADDONFIELD BORO    | 13          | 100        | 0        | 0        | 13          | 100        | 15          | 100        | 0         | 0        | 15          | 100        | 28          | 100        | 0         | 0        | 28          | 100        |
| HI-NELLA BORO       | 4           | 100        | 0        | 0        | 4           | 100        | 4           | 100        | 0         | 0        | 4           | 100        | 8           | 100        | 0         | 0        | 8           | 100        |
| LAUREL SPRINGS BORO | 28          | 100        | 0        | 0        | 28          | 100        | 26          | 100        | 0         | 0        | 26          | 100        | 54          | 100        | 0         | 0        | 54          | 100        |
| LAWNSIDE BORO       | 9           | 100        | 0        | 0        | 9           | 100        | 27          | 96         | 1         | 4        | 28          | 100        | 36          | 97         | 1         | 3        | 37          | 100        |
| LINDENWOLD BORO     | 66          | 100        | 0        | 0        | 66          | 100        | 143         | 100        | 0         | 0        | 143         | 100        | 209         | 100        | 0         | 0        | 209         | 100        |
| MAGNOLIA BORO       | 47          | 100        | 0        | 0        | 47          | 100        | 59          | 100        | 0         | 0        | 59          | 100        | 106         | 100        | 0         | 0        | 106         | 100        |
| MERCHANTVILLE BORO  | 26          | 100        | 0        | 0        | 26          | 100        | 33          | 100        | 0         | 0        | 33          | 100        | 59          | 100        | 0         | 0        | 59          | 100        |
| MOUNT EPHRAIM BORO  | 18          | 100        | 0        | 0        | 18          | 100        | 35          | 100        | 0         | 0        | 35          | 100        | 53          | 100        | 0         | 0        | 53          | 100        |
| OAKLYN BORO         | 11          | 100        | 0        | 0        | 11          | 100        | 51          | 100        | 0         | 0        | 51          | 100        | 62          | 100        | 0         | 0        | 62          | 100        |
| PENNSAUKEN TWP      | 117         | 100        | 0        | 0        | 117         | 100        | 227         | 100        | 1         | 0        | 228         | 100        | 344         | 100        | 1         | 0        | 345         | 100        |
| PINE HILL BORO      | 43          | 100        | 0        | 0        | 43          | 100        | 96          | 100        | 0         | 0        | 96          | 100        | 139         | 100        | 0         | 0        | 139         | 100        |
| RUNNEMEDE BORO      | 45          | 100        | 0        | 0        | 45          | 100        | 86          | 100        | 0         | 0        | 86          | 100        | 131         | 100        | 0         | 0        | 131         | 100        |
| SOMERDALE BORO      | 51          | 100        | 0        | 0        | 51          | 100        | 57          | 100        | 0         | 0        | 57          | 100        | 108         | 100        | 0         | 0        | 108         | 100        |
| STRATFORD BORO      | 39          | 100        | 0        | 0        | 39          | 100        | 44          | 100        | 0         | 0        | 44          | 100        | 83          | 100        | 0         | 0        | 83          | 100        |
| VOORHEES TWP        | 67          | 100        | 0        | 0        | 67          | 100        | 100         | 100        | 0         | 0        | 100         | 100        | 167         | 100        | 0         | 0        | 167         | 100        |
| WATERFORD TWP       | 44          | 100        | 0        | 0        | 44          | 100        | 84          | 100        | 0         | 0        | 84          | 100        | 128         | 100        | 0         | 0        | 128         | 100        |
| WINSLOW TWP         | 84          | 100        | 0        | 0        | 84          | 100        | 254         | 99         | 3         | 1        | 257         | 100        | 338         | 99         | 3         | 1        | 341         | 100        |
| WOODLYNNE BORO      | 16          | 100        | 0        | 0        | 16          | 100        | 23          | 96         | 1         | 4        | 24          | 100        | 39          | 98         | 1         | 3        | 40          | 100        |
| NOT Stated          | 280         | 100        | 0        | 0        | 280         | 100        | 395         | 100        | 0         | 0        | 395         | 100        | 675         | 100        | 0         | 0        | 675         | 100        |
| <b>Total</b>        | <b>2300</b> | <b>100</b> | <b>1</b> | <b>0</b> | <b>2301</b> | <b>100</b> | <b>5060</b> | <b>100</b> | <b>21</b> | <b>0</b> | <b>5081</b> | <b>100</b> | <b>7360</b> | <b>100</b> | <b>22</b> | <b>0</b> | <b>7382</b> | <b>100</b> |

\* Missing primary drug or age admissions are not included.

## Admissions by Age Group, Gender and Primary Drug 2022 NJ Resident Admissions

| CAMDEN  |                     | GENDER |     |      |     | TOTAL |     |
|---------|---------------------|--------|-----|------|-----|-------|-----|
|         |                     | Female |     | Male |     |       |     |
|         |                     | N      | %   | N    | %   | N     | %   |
| 0-17    | Alcohol             | 1      | 100 | 0    | 0   | 1     | 100 |
|         | Other Opiates       | 0      | 0   | 1    | 100 | 1     | 100 |
|         | Marijuana/Hashish   | 7      | 35  | 13   | 65  | 20    | 100 |
|         | Total               | 8      | 36  | 14   | 64  | 22    | 100 |
| 18-24   | Alcohol             | 45     | 40  | 67   | 60  | 112   | 100 |
|         | Heroin              | 32     | 34  | 62   | 66  | 94    | 100 |
|         | Other Opiates       | 18     | 34  | 35   | 66  | 53    | 100 |
|         | Marijuana/Hashish   | 26     | 27  | 70   | 73  | 96    | 100 |
|         | Methamphetamines    | 8      | 73  | 3    | 27  | 11    | 100 |
|         | Other Drugs&Unknown | 16     | 33  | 32   | 67  | 48    | 100 |
|         | Total               | 145    | 35  | 269  | 65  | 414   | 100 |
| 25-59   | Alcohol             | 579    | 29  | 1396 | 71  | 1975  | 100 |
|         | Heroin              | 744    | 29  | 1779 | 71  | 2523  | 100 |
|         | Other Opiates       | 241    | 33  | 483  | 67  | 724   | 100 |
|         | Marijuana/Hashish   | 73     | 24  | 236  | 76  | 309   | 100 |
|         | Methamphetamines    | 36     | 36  | 64   | 64  | 100   | 100 |
|         | Other Drugs&Unknown | 328    | 38  | 524  | 62  | 852   | 100 |
|         | Total               | 2001   | 31  | 4482 | 69  | 6483  | 100 |
| 60&Over | Alcohol             | 55     | 26  | 156  | 74  | 211   | 100 |
|         | Heroin              | 21     | 13  | 144  | 87  | 165   | 100 |
|         | Other Opiates       | 11     | 31  | 25   | 69  | 36    | 100 |
|         | Marijuana/Hashish   | 2      | 40  | 3    | 60  | 5     | 100 |
|         | Other Drugs&Unknown | 11     | 21  | 41   | 79  | 52    | 100 |
|         | Total               | 100    | 21  | 369  | 79  | 469   | 100 |
| Total   | Alcohol             | 680    | 30  | 1619 | 70  | 2299  | 100 |
|         | Heroin              | 797    | 29  | 1985 | 71  | 2782  | 100 |
|         | Other Opiates       | 270    | 33  | 544  | 67  | 814   | 100 |
|         | Marijuana/Hashish   | 108    | 25  | 322  | 75  | 430   | 100 |
|         | Methamphetamines    | 44     | 40  | 67   | 60  | 111   | 100 |
|         | Other Drugs&Unknown | 355    | 37  | 597  | 63  | 952   | 100 |
|         | Total               | 2254   | 31  | 5134 | 69  | 7388  | 100 |

Note: Unknown age or gender admissions are not included.

## CY2022 Substance Use Treatment Discharges Camden County Resident

|   |       |     |   |       |     |
|---|-------|-----|---|-------|-----|
| <b>Level of Care</b>                                  |       |     | <b>Living Arrangement</b>                               |       |     |
| Outpatient Care (OP)                                  | 1,169 | 16% | Homeless  | 510   | 7%  |
| Intensive Outpatient (IOP)                            | 1,327 | 18% | Dependent Living/Institution                            | 1,302 | 18% |
| Partial Hospitalization                               | 146   | 2%  | Independent Living                                      | 5,472 | 74% |
| Opioid Maintenance OP                                 | 1,273 | 17% | <b>Employment Status</b>                                |       |     |
| Opioid Maintenance IOP                                | 67    | 1%  | Unemployed  | 1,492 | 20% |
| Extended Care   | 0     | 0%  | Student   | 19    | 0%  |
| Halfway House   | 115   | 2%  | Not in Labor Force                                      | 3,895 | 53% |
| Long-Term Residential                                 | 355   | 5%  | Employed Full/Part Time                                 | 1,878 | 26% |
| Short-Term Residential                                | 1,043 | 14% | <b>Reasons for Discharge or Treatment Not Completed</b> |       |     |
| Hospital Based Residential                            | 3     | 0%  | Completed at This Level of Care                         | 3,545 | 48% |
| Detox Residential                                     | 1,851 | 25% | Quit or Dropped Out                                     | 2,543 | 35% |
| Detox Hospital  | 3     | 0%  | Needs Different Level of Care                           | 420   | 6%  |
| Detox Outpatient Non-Methadone                        | 2     | 0%  | Administrative Discharge                                | 308   | 4%  |
| Detox Outpatient Methadone                            | 0     | 0%  | Medical Discharge                                       | 99    | 1%  |
| Non-Traditional Program                               | 0     | 0%  | Deceased  | 40    | 1%  |
| Early Intervention                                    | 2     | 0%  | NJSAMS System Discharge                                 | 119   | 2%  |
| Interim Services                                      | 1     | 0%  | Other   | 273   | 4%  |
| <b>Medication Prescribed to Treat Substance Abuse</b> |       |     | <b>Continuing Care</b>                                  |       |     |
| Methadone   | 1,397 | 19% | No Continuing Care Needed                               | 747   | 10% |
| Buprenorphine   | 1,025 | 14% | Refused or Unable to Continue                           | 1,107 | 15% |
| Vivitrol  | 152   | 2%  | Continue Care   | 2,643 | 36% |
| Psychotropic  | 528   | 7%  | Not Assessed  | 2,860 | 39% |
| <b>Sex</b>  |       |     | <b>Attendance Self-Help group in past 30 Days (Yes)</b> |       |     |
| Male  | 5,093 | 69% | Narcotic Anonymous (NA)                                 | 2,159 | 29% |
| Female  | 2,261 | 31% | Alcoholic Anonymous (AA)                                | 2,014 | 27% |
| <b>Age</b>  |       |     | <b>Client Goal Achieved *</b>                           |       |     |
| Under 18  | 11    | 0%  | Alcohol or Drug Problem                                 | 3,179 | 49% |
| 18-21   | 119   | 2%  | Educational   | 1,597 | 54% |
| 22-24   | 289   | 4%  | Employment or Vocational                                | 1,606 | 51% |
| 25-29   | 959   | 13% | Legal   | 1,477 | 49% |
| 30-34   | 1,358 | 18% | Family Situation/Social                                 | 1,886 | 49% |
| 35-44   | 2,218 | 30% | Psychological or Mental Health                          | 1,799 | 47% |
| 45-54   | 1,379 | 19% | Physical Health   | 1,754 | 55% |
| 55 and over   | 1,024 | 14% | Gambling  | 827   | 55% |
| <b>Race/Ethnicity</b>                                 |       |     | Tobacco   | 894   | 39% |
| White   | 4,209 | 57% | Financial   | 1,196 | 47% |
| Black   | 2,030 | 28% | Housing   | 1,554 | 56% |
| Hispanic  | 1,057 | 14% | <b>County Where Patient Was Treated</b>                 |       |     |
| Other   | 61    | 1%  | Atlantic  | 1,444 | 20% |
| <b>Drug and Alcohol Use</b>                           |       |     | Bergen  | 13    | 0%  |
| Not Using Alcohol or Drugs                            | 4,516 | 61% | Burlington  | 466   | 6%  |
| Using Alcohol   | 240   | 3%  | Camden  | 2,922 | 40% |
| Using Drugs   | 1,297 | 18% | Cape May  | 7     | 0%  |
| Unknown   | 1,350 | 18% | Cumberland  | 442   | 6%  |
| <b>Mental Illness/Co-Occurring Disorder</b>           |       |     | Essex   | 114   | 2%  |
|   | 4,408 | 60% | Gloucester  | 1,162 | 16% |
| <b>Arrest in the Last 30 days (Yes)</b>               |       |     | Hudson  | 56    | 1%  |
|   | 142   | 2%  | Hunterdon   | 10    | 0%  |
| <b>Tobacco Products Used (Yes)**</b>                  |       |     | Mercer  | 82    | 1%  |
|   | 3,631 | 50% | Middlesex   | 49    | 1%  |
|   |       |     | Monmouth  | 391   | 5%  |
|   |       |     | Morris  | 1     | 0%  |
|   |       |     | Ocean   | 4     | 0%  |
|   |       |     | Passaic   | 163   | 2%  |
|   |       |     | Salem   | 12    | 0%  |
|   |       |     | Somerset  | 2     | 0%  |
|   |       |     | Sussex  | 16    | 0%  |
|   |       |     | Union   | 1     | 0%  |
|   |       |     | Warren  | 0     | 0%  |
|   |       |     | Other   | 0     | 0%  |

**Total Discharges = 7,357**  
**Unduplicated Clients Discharged = 4,020**

\* Totals may be greater than 100% because of multiple responses. Percentage for goal achievement based on total clients for whom goal was applicable.

\*\*Percentage calculation excluded missing values.

## CY2022 Substance Use Treatment Discharges Camden County Treatment Sites

|   |       |     |  |   |       |     |           |     |     |
|---|-------|-----|--|---|-------|-----|-----------|-----|-----|
| <b>Level of Care</b>                                  |       |     |  | <b>Living Arrangement</b>                               |       |     |           |     |     |
| Outpatient Care (OP)                                  | 1,031 | 20% |  | Homeless  | 245   | 5%  |           |     |     |
| Intensive Outpatient (IOP)                            | 1,466 | 28% |  | Dependent Living/Institution                            | 459   | 9%  |           |     |     |
| Partial Hospitalization                               | 792   | 15% |  | Independent Living                                      | 4,393 | 85% |           |     |     |
| Opioid Maintenance OP                                 | 1,802 | 35% |  | <b>Employment Status</b>                                |       |     |           |     |     |
| Opioid Maintenance IOP                                | 85    | 2%  |  | Unemployed  | 1,154 | 22% |           |     |     |
| Extended Care   | 1     | 0%  |  | Student   | 29    | 1%  |           |     |     |
| Halfway House   | 0     | 0%  |  | Not in Labor Force                                      | 1,932 | 37% |           |     |     |
| Long-Term Residential                                 | 0     | 0%  |  | Employed Full/Part Time                                 | 1,982 | 38% |           |     |     |
| Short-Term Residential                                | 2     | 0%  |  | <b>Reasons for Discharge or Treatment Not Completed</b> |       |     |           |     |     |
| Hospital Based Residential                            | 0     | 0%  |  | Completed at This Level of Care                         | 1,566 | 30% |           |     |     |
| Detox Residential                                     | 5     | 0%  |  | Quit or Dropped Out                                     | 2,340 | 45% |           |     |     |
| Detox Hospital  | 0     | 0%  |  | Needs Different Level of Care                           | 550   | 11% |           |     |     |
| Detox Outpatient Non-Methadone                        | 1     | 0%  |  | Administrative Discharge                                | 201   | 4%  |           |     |     |
| Detox Outpatient Methadone                            | 0     | 0%  |  | Medical Discharge                                       | 30    | 1%  |           |     |     |
| Non-Traditional Program                               | 0     | 0%  |  | Deceased  | 48    | 1%  |           |     |     |
| Early Intervention                                    | 5     | 0%  |  | NJSAMS System Discharge                                 | 126   | 2%  |           |     |     |
| Interim Services                                      | 1     | 0%  |  | Other   | 318   | 6%  |           |     |     |
| <b>Medication Prescribed to Treat Substance Abuse</b> |       |     |  | <b>Continuing Care</b>                                  |       |     |           |     |     |
| Methadone   | 1,815 | 35% |  | No Continuing Care Needed                               | 917   | 18% |           |     |     |
| Buprenorphine   | 293   | 6%  |  | Refused or Unable to Continue                           | 422   | 8%  |           |     |     |
| Vivitrol  | 73    | 1%  |  | Continue Care   | 1,132 | 22% |           |     |     |
| Psychotropic  | 122   | 2%  |  | Not Assessed  | 2,720 | 52% |           |     |     |
| <b>Sex</b>  |       |     |  | <b>Attendance Self-Help group in past 30 Days (Yes)</b> |       |     |           |     |     |
| Male  | 3,312 | 64% |  | Narcotic Anonymous (NA)                                 | 1,208 | 23% |           |     |     |
| Female  | 1,872 | 36% |  | Alcoholic Anonymous (AA)                                | 1,178 | 23% |           |     |     |
| <b>Age</b>  |       |     |  | <b>Client Goal Achieved *</b>                           |       |     |           |     |     |
| Under 18  | 7     | 0%  |  | Alcohol or Drug Problem                                 | 1,445 | 31% |           |     |     |
| 18-21   | 186   | 4%  |  | Educational   | 441   | 30% |           |     |     |
| 22-24   | 336   | 6%  |  | Employment or Vocational                                | 599   | 35% |           |     |     |
| 25-29   | 715   | 14% |  | Legal   | 370   | 27% |           |     |     |
| 30-34   | 889   | 17% |  | Family Situation/Social                                 | 613   | 28% |           |     |     |
| 35-44   | 1,569 | 30% |  | Psychological or Mental Health                          | 537   | 24% |           |     |     |
| 45-54   | 848   | 16% |  | Physical Health   | 261   | 23% |           |     |     |
| 55 and over   | 641   | 12% |  | Gambling  | 30    | 8%  |           |     |     |
| <b>Race/Ethnicity</b>                                 |       |     |  | <b>County of Residence</b>                              |       |     |           |     |     |
| White   | 3,259 | 63% |  | Atlantic  | 77    | 1%  | Middlesex | 19  | 0%  |
| Black   | 1,219 | 23% |  | Bergen  | 17    | 0%  | Monmouth  | 29  | 1%  |
| Hispanic  | 641   | 12% |  | Burlington  | 603   | 12% | Morris    | 11  | 0%  |
| Other   | 72    | 1%  |  | Camden  | 2,922 | 56% | Ocean     | 24  | 0%  |
| <b>Drug and Alcohol Use</b>                           |       |     |  | <b>County of Residence</b>                              |       |     |           |     |     |
| Not Using Alcohol or Drugs                            | 1,899 | 37% |  | Cape May  | 5     | 0%  | Passaic   | 4   | 0%  |
| Using Alcohol   | 278   | 5%  |  | Cumberland  | 24    | 0%  | Salem     | 51  | 1%  |
| Using Drugs   | 1,746 | 34% |  | Essex   | 16    | 0%  | Somerset  | 4   | 0%  |
| Unknown   | 1,296 | 25% |  | Gloucester  | 517   | 10% | Sussex    | 4   | 0%  |
| <b>Mental Illness/Co-Occurring Disorder</b>           |       |     |  | <b>County of Residence</b>                              |       |     |           |     |     |
|   | 2,889 | 56% |  | Hudson  | 5     | 0%  | Union     | 14  | 0%  |
| <b>Arrest in the Last 30 days (Yes)</b>               |       |     |  | <b>County of Residence</b>                              |       |     |           |     |     |
|   | 127   | 2%  |  | Hunterdon   | 7     | 0%  | Warren    | 7   | 0%  |
| <b>Tobacco Products Used (Yes)**</b>                  |       |     |  | <b>County of Residence</b>                              |       |     |           |     |     |
|   | 2,300 | 45% |  | Mercer  | 53    | 1%  | Other     | 778 | 15% |

**Total Discharges = 5,191**  
**Unduplicated Clients Discharged = 4,070**

\* Totals may be greater than 100% because of multiple responses. Percentage for goal achievement based on total clients for whom goal was applicable.

\*\*Percentage calculation excluded missing values.